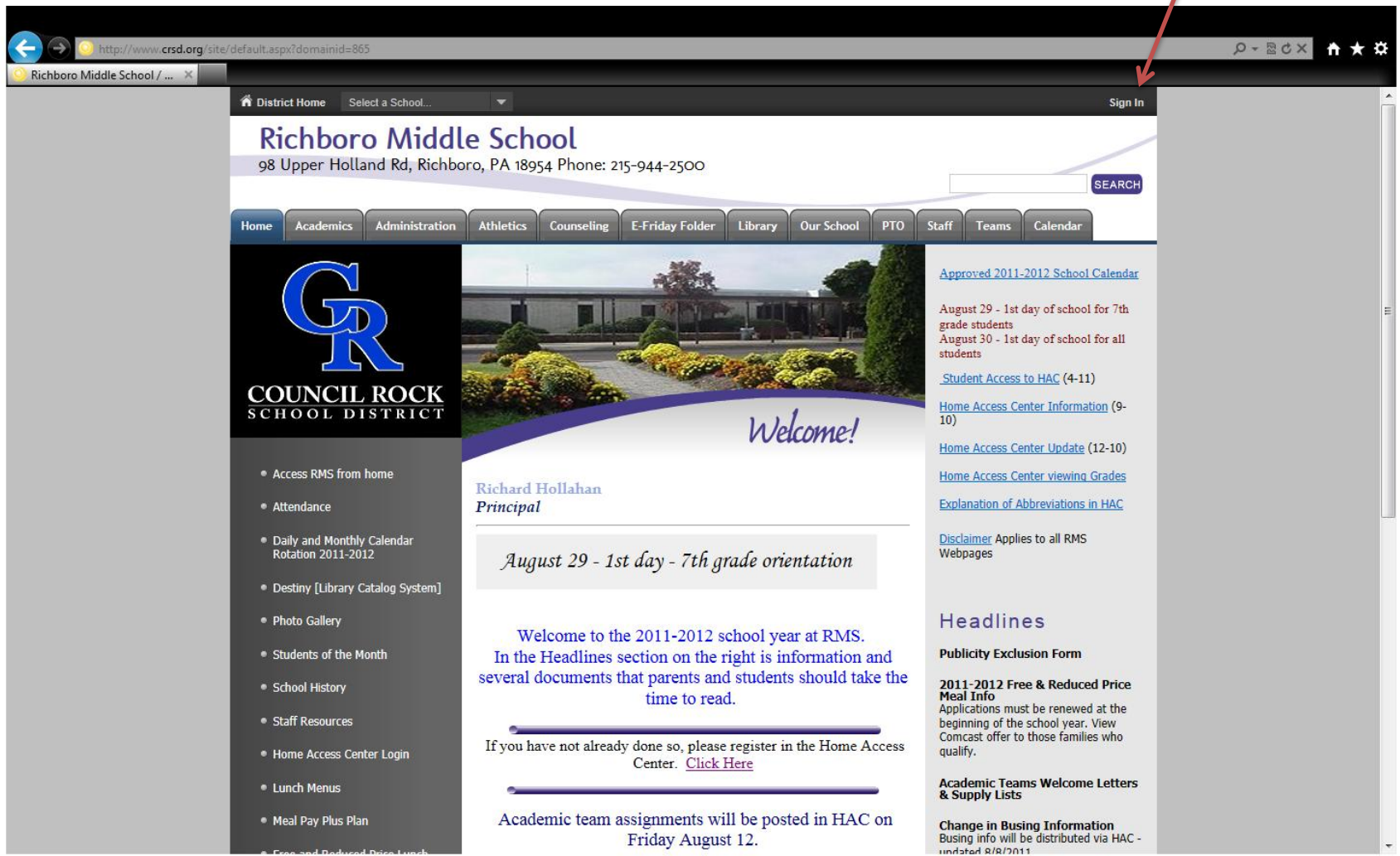


# Schoolwires Basic Overview

Schoowires has been updated so here is a basic look at a few changes. Once you get to your page, you will see that the look is pretty consistent with what you are used to. There have been some additions to the toolbar with more choices. Navigation around the program has changed but, with patience, you should be OK.

Go to the upper right corner and Sign In – use your normal username and password. You do not have to include the crsd\ in front of your username



The screenshot shows the Richboro Middle School website. A red arrow points to the "Sign In" link in the top right corner of the navigation bar. The website features a header with the school's name and address, a search bar, and a navigation menu. The main content area includes a welcome message from the principal, Richard Hollahan, and a section for the 2011-2012 school year orientation. The right sidebar contains links to the school calendar, HAC information, and headlines.

Richboro Middle School  
98 Upper Holland Rd, Richboro, PA 18954 Phone: 215-944-2500

Home Academics Administration Athletics Counseling E-Friday Folder Library Our School PTO Staff Teams Calendar

**GR**  
COUNCIL ROCK  
SCHOOL DISTRICT

Welcome!

Richard Hollahan  
Principal

August 29 - 1st day - 7th grade orientation

Welcome to the 2011-2012 school year at RMS.  
In the Headlines section on the right is information and several documents that parents and students should take the time to read.

If you have not already done so, please register in the Home Access Center. [Click Here](#)

Academic team assignments will be posted in HAC on Friday August 12.

[Approved 2011-2012 School Calendar](#)

August 29 - 1st day of school for 7th grade students  
August 30 - 1st day of school for all students

[Student Access to HAC](#) (4-11)  
[Home Access Center Information](#) (9-10)  
[Home Access Center Update](#) (12-10)  
[Home Access Center viewing Grades](#)  
[Explanation of Abbreviations in HAC](#)

[Disclaimer](#) Applies to all RMS Webpages

Headlines

Publicity Exclusion Form

2011-2012 Free & Reduced Price Meal Info  
Applications must be renewed at the beginning of the school year. View Comcast offer to those families who qualify.

Academic Teams Welcome Letters & Supply Lists

Change in Busing Information  
Busing info will be distributed via HAC - updated 8/8/2011

- Access RMS from home
- Attendance
- Daily and Monthly Calendar Rotation 2011-2012
- Destiny [Library Catalog System]
- Photo Gallery
- Students of the Month
- School History
- Staff Resources
- Home Access Center Login
- Lunch Menus
- Meal Pay Plus Plan
- Free and Reduced Price Lunch

## Richboro Middle School

98 Upper Holland Rd, Richboro, PA 18954 Phone: 215-944-2500

 **SEARCH**

- Home
- Academics
- Administration
- Athletics
- Counseling
- E-Friday Folder
- Library
- Our School
- PTO
- Staff
- Teams
- Calendar

### Enter your user name and password to sign in.

You can use this site without being registered or signing in. However, registered users who sign in have access to some features and information that are not available to other users. Remember that your password is case-sensitive.

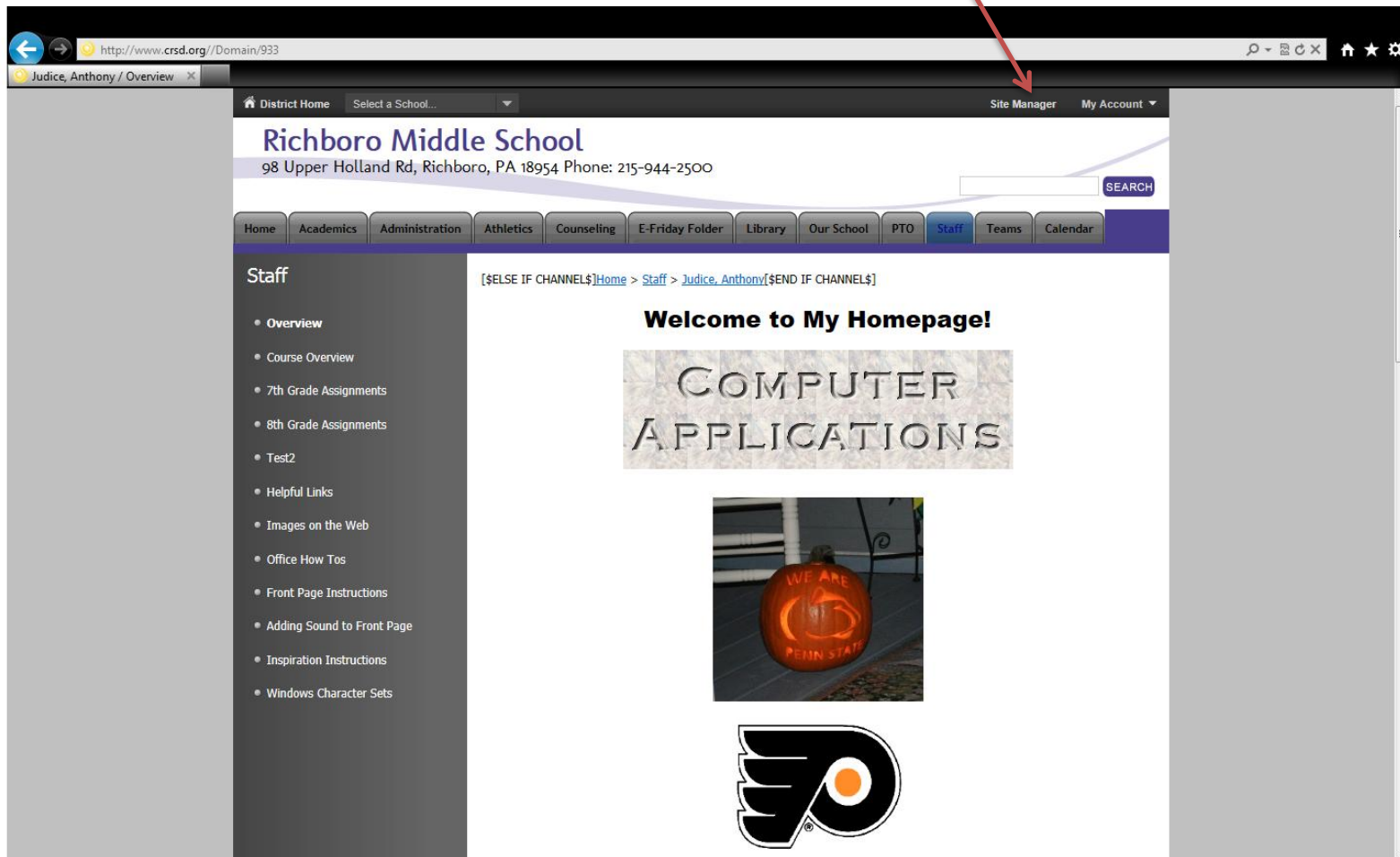
**User Name:**

**Password:**

Sign In

Forgot My Password

Go to your home page and, when you do, you will see the “Site Manager” choice in the upper right corner of the screen.



Your pages will be listed in the center. Active pages have a green bar in front of them. Above the pages you will see the option to add new pages and to reorganize the order of the pages. To the right you have three options: Options, Design, More.

The screenshot shows the Schoolwires Centricity interface in a Windows Internet Explorer browser window. The address bar shows the URL: <http://www.crsd.org/cms/Workspace/Section/Section.aspx?DomainId=933>. The page title is "Centricity™". The user is logged in as "Judice, Anthony" in the "Section Workspace". The interface includes a left sidebar with "SITE & CHANNELS" and a main content area with a "Pages" section.

**Left Sidebar: SITE & CHANNELS**

- Richboro Middle School
- Academics (6)
- Administration (5)
- Athletics (1)
- Counseling (1)
- E-Friday Folder (3)
- Library (6)
- Our School (12)
- PTO (1)
- Staff (54)
- Teams (6)
- Change Site

**Main Content Area: Pages**

Create, edit and organize your pages.

Buttons: New Page, Organize Pages, Recycle Bin, Search

Show: All, Active, Inactive

Status	Page	Actions
ACTIVE	Overview Edited by on August 27, 2007	Options Design More ▼
ACTIVE	Course Overview Edited by Tony Judice on March 10, 2010	Options Design More ▼
ACTIVE	7th Grade Assignments Edited by Tony Judice on June 19, 2011	Options Design More ▼
ACTIVE	8th Grade Assignments Edited by Tony Judice on June 19, 2011	Options Design More ▼
ACTIVE	Test2 Edited by Tony Judice on August 1, 2011	Options Design More ▼
INACTIVE	Test Edited by Tony Judice on April 28, 2011	Options Design More ▼
ACTIVE	Helpful Links Edited by Tony Judice on November 5, 2009	Options Design More ▼
ACTIVE	Images on the Web Edited by Tony Judice on January 13, 2009	Options Design More ▼
INACTIVE	Wav sounds Edited by Tony Judice on December 9, 2008	Options Design More ▼
ACTIVE	Office How Tos Edited by Tony Judice on October 10, 2010	Options Design More ▼



 Change Site

## Pag

Cancel

More ▾

INACTIVE

Edited by Tony Judice on December 9, 2008

Edited by Tony Judice on October 10, 2010

The design Tab allows you to add apps to an already existing page. Later

Schoolwires Centricity - Windows Internet Explorer

http://www.crsd.org/cms/Workspace/Section/Section.aspx?DomainId=933

Centricity™ View Website Community & Support My Account Feedback Sign Out (tjudice)

**Judice, Anthony**  
Section Workspace

Summary Tools Editors & Viewers Statistics How do I...?











**SITE & CHANNELS**

- Richboro Middle School
- Academics (6)
- Administration (5)
- Athletics (1)
- Counseling (1)
- E-Friday Folder (3)
- Library (6)
- Our School (12)
- PTO (1)
- Staff (54)**
- Teams (6)
- Change Site

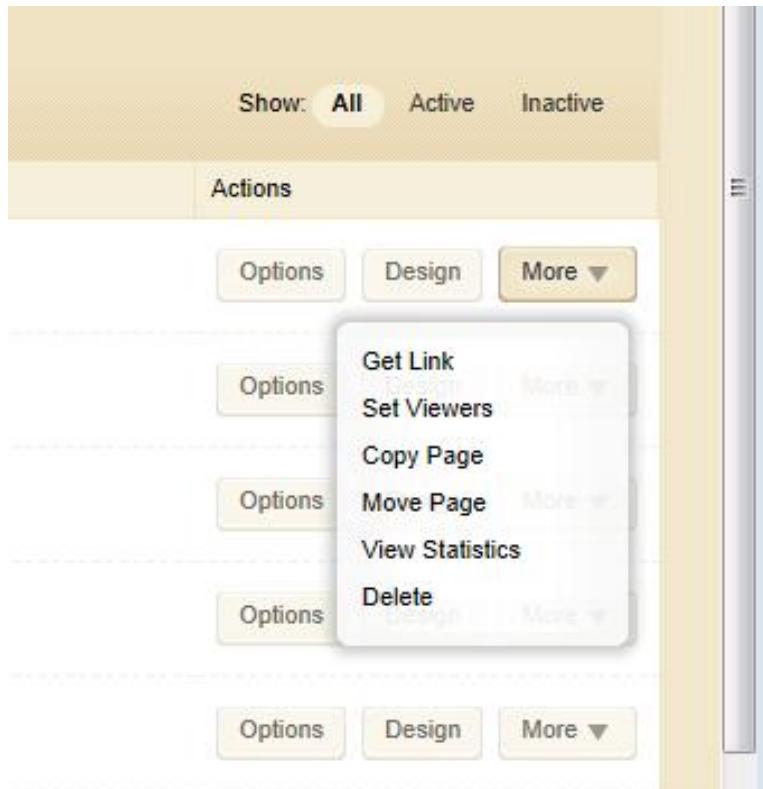
**Pages**  
Create, edit and organize your pages.

New Page Organize Pages Recycle Bin

Show: All Active Inactive

Status	Page	Actions
ACTIVE	 Overview Edited by on August 27, 2007	Options Design More ▾
ACTIVE	 Course Overview Edited by Tony Judice on March 10, 2010	Options Design More ▾
ACTIVE	 7th Grade Assignments Edited by Tony Judice on June 19, 2011	Options Design More ▾
ACTIVE	 8th Grade Assignments Edited by Tony Judice on June 19, 2011	Options Design More ▾
ACTIVE	 Test2 Edited by Tony Judice on August 1, 2011	Options Design More ▾
INACTIVE	 Test Edited by Tony Judice on April 28, 2011	Options Design More ▾
ACTIVE	 Helpful Links Edited by Tony Judice on November 5, 2009	Options Design More ▾
ACTIVE	 Images on the Web Edited by Tony Judice on January 13, 2009	Options Design More ▾
INACTIVE	 Wav sounds Edited by Tony Judice on December 9, 2008	Options Design More ▾
ACTIVE	 Office How Tos Edited by Tony Judice on October 10, 2010	Options Design More ▾

100%



The More Tab has two major choices: move a page and copy a page.



When you hover over a page name a window will appear with a list of apps. Most people only have single pages created without nested apps so you will see the page listed in a grey window. Click it to open the page. If you have nested apps they will be listed.

The screenshot displays the Centricity CMS interface for the user 'Judice, Anthony'. The left sidebar shows a 'SITE & CHANNELS' menu with categories like Academics, Administration, Athletics, Counseling, E-Friday Folder, Library, Our School, PTO, Staff (highlighted), and Teams. The main content area is titled 'Pages' and contains a table of pages. A modal window titled '7th Grade Assignments' is open, showing a list of apps. A red arrow points from the text in the first block to the '7th Grade Assignments' app in the modal window.

**Centricity** [View Website](#) [Community & Support](#) [My Account](#) [Feedback](#) [Sign Out \(tjudice\)](#)

**Judice, Anthony**  
Section Workspace

[Summary](#) [Tools](#) [Editors & Viewers](#) [Statistics](#) [How do I...?](#)

**Pages**  
Create, edit and organize your pages.

[New Page](#) [Organize Pages](#) [Recycle Bin](#)

Show: **All** Active Inactive

Status	Page	Actions
ACTIVE	Overview Edited by on August 27, 2007	<a href="#">Options</a> <a href="#">Design</a> <a href="#">More ▾</a>
ACTIVE	Course Overview Edited by Tony Judice on March 10, 2010	<a href="#">Options</a> <a href="#">Design</a> <a href="#">More ▾</a>
ACTIVE		<a href="#">Options</a> <a href="#">Design</a> <a href="#">More ▾</a>
ACTIVE		<a href="#">Options</a> <a href="#">Design</a> <a href="#">More ▾</a>
ACTIVE		<a href="#">Options</a> <a href="#">Design</a> <a href="#">More ▾</a>
ACTIVE		<a href="#">Options</a> <a href="#">Design</a> <a href="#">More ▾</a>
ACTIVE		<a href="#">Options</a> <a href="#">Design</a> <a href="#">More ▾</a>
INACTIVE		<a href="#">Options</a> <a href="#">Design</a> <a href="#">More ▾</a>
ACTIVE		<a href="#">Options</a> <a href="#">Design</a> <a href="#">More ▾</a>
ACTIVE		<a href="#">Options</a> <a href="#">Design</a> <a href="#">More ▾</a>
INACTIVE	Way sounds Edited by Tony Judice on December 9, 2008	<a href="#">Options</a> <a href="#">Design</a> <a href="#">More ▾</a>
ACTIVE	Office How Tos Edited by Tony Judice on October 10, 2010	<a href="#">Options</a> <a href="#">Design</a> <a href="#">More ▾</a>

**7th Grade Assignments**

Pick an app on your page to edit:

**7th Grade Assignments**  
Flex Editor App


[View Page...](#)

Spell Check

Print

Full Screen View

Background Color



INSERT

Table

Photo Gallery

Link

Bookmark

Horizontal Line

Media

File

Image